



Narita International Airport

# FLOOR GUIDE

April 8,  
2015  
Opening!



Narita International  
Airport Official Website

## Terminal 3

### Airline Guide

Narita has three terminals: 1, 2 and 3. Be sure that you are at the correct terminal for your airline. If using a code-share flight, check directly with the airline.

Code-Shared flights may use a different terminal. Also, the following information is as of April 8, 2015. As it may differ from the latest information, please confirm with each airline before you arrive at the airport.

### Terminal 1 Narita Airport Station

#### South Wing

##### International

- All Nippon Airways (NH/ANA)
- Air Japan (NQ/AJX)
- airberlin (AB/BER)
- AIR BUSAN (BX/ABL)
- Air Canada (AC/ACA)
- Air China (CA/CCA)
- Air New Zealand (NZ/ANZ)
- Asiana Airlines (OZ/AAR)
- Austrian Airlines (OS/AUA)
- Egypt Air (MS/MSR)
- Ethiopian Airlines (ET/ETH)
- Etihad Airways (EY/ETD)
- Eva Air (BR/EVA)
- Jet Airways (9W/JAI)
- Lufthansa German Airline (LH/DLH)
- MIAT Mongolian Airlines (OM/MGL)

- Scandinavian Airlines System (SK/SAS)
- Shandong Airlines (SC/CDG)
- Shenzhen Airlines (ZH/CSZ)
- Singapore Airlines (SQ/SIA)
- South African Airways (SA/SAA)
- Swiss International Air Lines (LX/SWR)
- Thai Airways International (TG/THA)
- Turkish Airlines (TK/THY)
- United Airlines (UA/UAL)
- Uzbekistan Airways (HY/UZB)

##### Domestic

- All Nippon Airways (NH/ANA)
- IBEX Airlines (FW/IBX)
- Peach (MM/APJ)

#### North Wing

- Aeroflot Russian Airlines (SU/AFL)
- AEROMEXICO (AM/AMX)
- AircaIn (SB/ACI)
- Air France (AF/AFR)
- ALITALIA (AZ/AZA)
- Aurora Airlines (HZ/SHU)
- China Southern Airlines (CZ/CSN)
- Czech Airlines (OK/CSA)
- Delta Air Lines (DL/DAL)
- Garuda Indonesia (GA/GIA)
- Kenya Airways (KQ/KQA)
- KLM-Royal Dutch Airlines (KL/KLM)
- Korean Air (KE/KAL)
- Vietnam Airlines (VN/HVN)

### Terminal 2 Airport Terminal 2 Station

##### International

- Japan Airlines (JL/JAL)
- AirAsia X (D7/XAX)
- Air India (AI/AIC)
- Air Macau (NX/AMU)
- Air Niugini (PX/ANG)
- Air Tahiti Nui (TN/THT)
- American Airlines (AA/AAL)
- Asia Atlantic Airlines (HB/AAQ)
- Asian Air (DM/DEX)
- Bangkok Airways (PG/BKP)
- British Airways (BA/BAW)
- Cathay Pacific Airways (CX/CPA)

- Cebu Pacific Air (5J/CEB)
- China Airlines (CI/CAL)
- China Eastern Airlines (MU/CES)
- Eastar Jet (ZE/ESR)
- Emirates (EK/UAE)
- Finnair (AY/FIN)
- Hong Kong Express (UO/HKE)
- Jet Asia Airways (JF/JAA)
- LAN Airlines (LA/LAN)
- Malaysia Airlines (MH/MAS)
- Pakistan International Airlines (PK/PIA)

- Philippine Airlines (PR/PAL)
- Qantas Airways (QF/QFA)
- Qatar Airways (QR/QTR)
- S7 Airlines (S7/SBI)
- Scoot (TZ/SCO)
- SriLankan Airlines (UL/ALK)
- Thai Airasia X (XJ/TAX)
- TransAsia Airways (GE/TNA)
- US Airways (US/AWE)

##### Domestic

- Japan Airlines (JL/JAL)

### Terminal 3 Airport Terminal 2 Station

※It takes approximately 15 minutes to travel between Airport Terminal 2 Station and Terminal 3 on foot and 10-15 minutes (travelling time) by the Terminal Connection Bus (free).

##### International

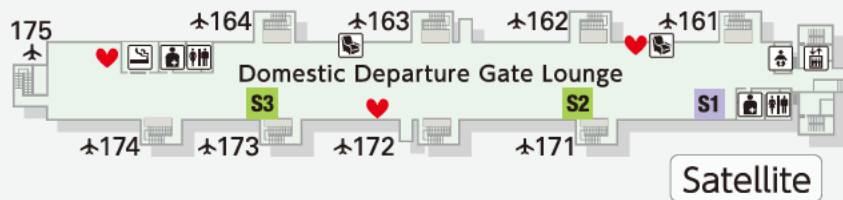
- Jeju Air (7C/JJA)
- Jetstar (JQ/JST)
- Vanilla Air (JW/VNL)

##### Domestic

- Jetstar (GK/JJP)
- Spring Japan (IJ/SJO)
- Vanilla Air (JW/VNL)

## Satellite

## Domestic Departure [After Domestic Check-in]



### Before Passport Control/Before Domestic Check-in

#### Restaurants & Cafes

2F	1	Miyatake Sanuki Udon	4:00~L.O.21:00	☎0476-32-0707
2F	2	Nagasaki Champion Ringer Hut	4:00~L.O.21:00	
2F	3	FRESHNESS BURGER	4:00~L.O.21:00	☎0476-34-4166
2F	4	YODONYA ONE BOWL	4:00~L.O.21:00	☎0476-34-4160
2F	5	BOTEJYU EXPRESS	4:00~L.O.21:00	☎0476-37-3435
2F	6	TATSU SUSHI	4:00~L.O.21:00	☎0476-36-5500
2F	7	caffebene	4:00~L.O.22:00	☎0476-34-4155

#### Shops

2F	8	SPRING JAPAN	4:00~21:00	☎0476-34-4150
2F	9	V store	4:00~21:00	☎0476-34-7836
2F	10	TOKYO SHOKUHIN KAN	4:00~21:00	☎0476-34-4161
2F	11	Fa-So-La DRUGSTORE	4:00~21:00	☎0120-191-625
2F	12	GRAN SAC'S	4:00~21:00	
2F	15	HIPSHOP	4:00~21:00	☎0476-34-4163
2F	16	Fa-So-La BOOKS	4:00~21:00	☎0120-191-625
2F	17	LAWSON	0:00~24:00	

#### Service facilities

1F	30	Currency Exchange (Mizuho Bank)	6:00~24:00	
2F	13	Self-service train ticket machine (Keisei)/Railway time guidance (JR)		
2F	14	[GPA] Currency Exchange/Bus Ticket/Traveler's Insurance/Cellular Phone/Wi-Fi Rental (Telecom Square)	6:00~21:00 (Excluding bus ticket sales)	
2F	18	Currency Exchange (Mizuho Bank)	4:00~22:00	
2F	19	ATM (Seven Bank/AEON Bank)	0:00~24:00	
2F	20	Passport Photo Booth		

### After Passport Control

The stores and facilities listed below are available only for passengers who have completed departure procedures.

#### Restaurants & Cafes

3F	M9	caffebene	☎0476-34-4157
----	----	-----------	---------------

#### Duty Free Shops

3F	M1	Fa-So-La DUTY FREE	☎0120-191-625
3F	M2	Fa-So-La SOUVENIR AKIHABARA	☎0120-191-625
3F	M7	Fa-So-La Bags	☎0120-191-625
3F	M8	Fa-So-La Watches & Accessories	☎0120-191-625

#### Shops

2F	M30	SPRING JAPAN	☎0476-34-4151
----	-----	--------------	---------------

#### Service Facilities

3F	M4	Travelers insurance vending machines (for Japanese only)	6:00~21:00
3F	M5	ATM (Seven Bank)	
3F	M6	Automatic currency exchange	6:00~21:00
3F	M10	Kids Park	

\*Because this is not a daycare center, it is necessary for children to be accompanied by an adult.

### After Domestic Check-in

The stores and facilities listed below are available only for domestic passengers who have completed departure procedures.

#### Shops

Satellite	S2	Jetstar shop	☎0476-34-4152
Satellite	S3	V store vending	☎0476-34-7836

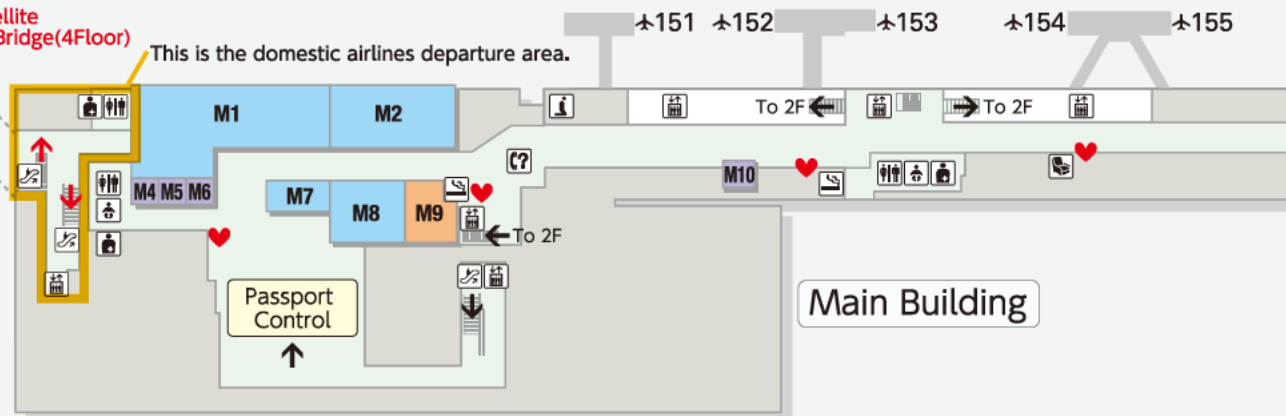
#### Service Facilities

\*Because this is not a daycare center, it is necessary for children to be accompanied by an adult.

Satellite	S1	Kids Park	
-----------	----	-----------	--

## Main Building 3Floor

## International Departure [After Passport Control]



## Main Building 2Floor

## International/Domestic Departure Lobby (Check-in Counter) /Arrival Lobby

\*This gate lounge will alternate as international or domestic areas depending on time of the day.



### From Main Building 1Floor

- International/Domestic Baggage Claim Area
- 30

※Free wireless LAN service is available. (SSID: FreeWIFI-NARITA)

- Information Counter
- Restroom
- Multi-function Restroom
- Multi-function Restroom (Ostomates' Toilet)
- Elevator
- Escalator
- Nursery
- Smoking Area
- Message Chairs
- Coin-operated Lockers
- Intercom
- Police
- Mailbox
- Prayer Room
- AED

After Passport Control  
After Domestic Check-in

- To Terminal 3⇄Terminal 2 (Train Station/Parking Lot) Walkway
- To Taxi Stand and the Bus Boarding Area for Terminal 3

Passengers using Terminal 3 are requested to transfer to the terminal well ahead of time.



Passengers using Terminal 3 who are coming by **train** or by **car** are **requested to first go to Terminal 2**.  
It takes approximately 10-15 minutes to travel between Terminal 2 and Terminal 3 **on foot or by the free-of-charge Terminal Connection Bus (direct bus)**.



## Rail

The nearest station is "Airport Terminal 2 Station (Narita Terminal 2/Terminal 3)".  
The station is located in Terminal 2.



## Car

General vehicles, chartered buses or airport buses at parking lots outside the airport are prohibited at Terminal 3. The nearest parking lot within the airport premises is the P2 parking lot which is directly connected to Terminal 2. When boarding or disembarking from airport buses, please use the curbside in front of Terminal 2 (vehicle boarding area).  
※Physically handicapped passengers are requested to board and disembark at the exclusive Terminal 3 vehicle boarding area.



## Bus or Taxi

Passengers using highway express buses or taxis can board and disembark at the exclusive Terminal 3 vehicle boarding area. For more detailed information, please look at the middle page.



## Terminal Connection Bus (Free)



Terminal 3 ⇄ Terminal 2 (Direct bus)



●Operating Hours/4:30~23:00 (From 5 minutes to 12 minutes of interval) Bus Stop 24

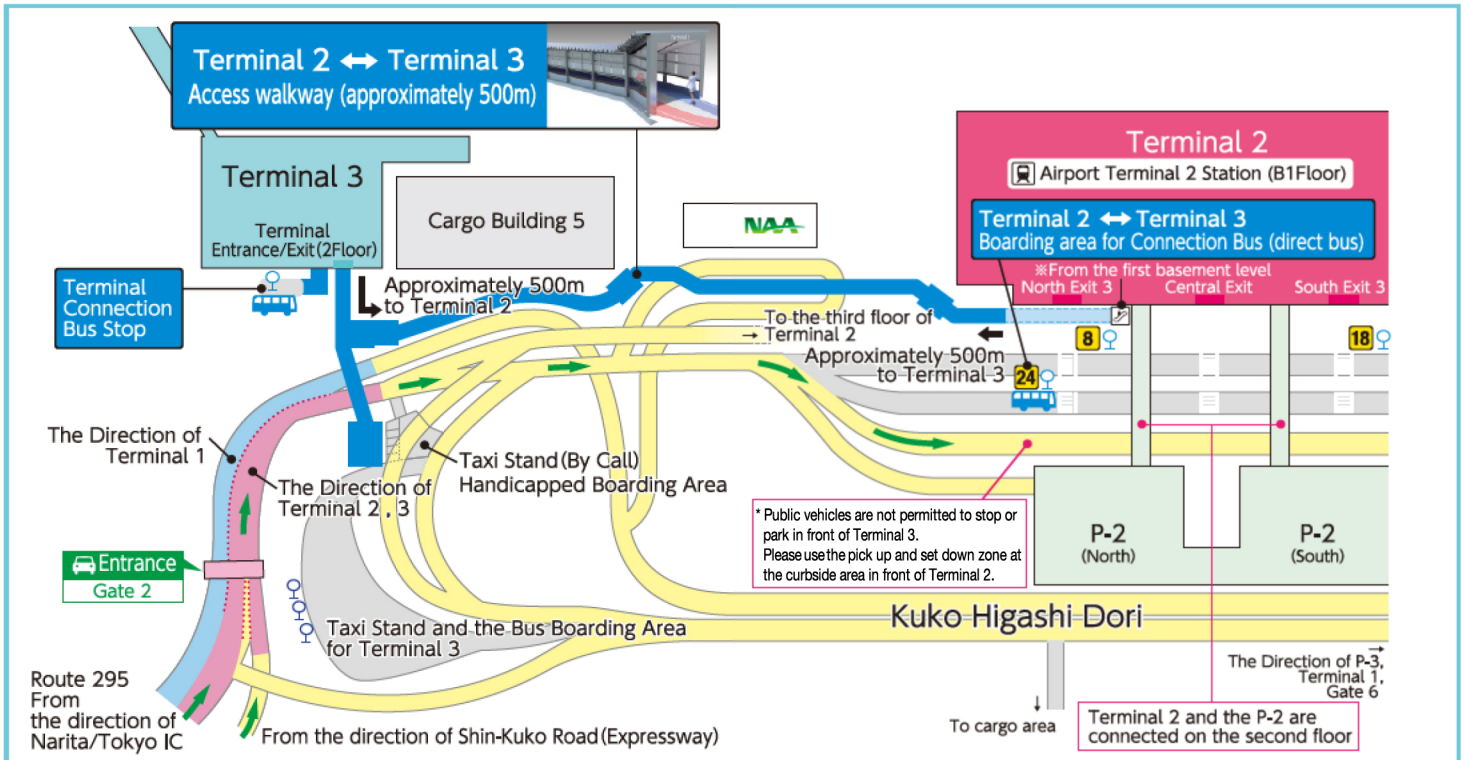
Terminal 3 ⇄ Terminal 1 (Via Terminal 2)



10 minutes ↑ Bus Stop 8 18



●Operating Hours/7:00~21:30 (From 15 minutes to 30 minutes of interval)  
※Please note that apart from the above transportation, there are other buses running only between Terminal 1 and 2.

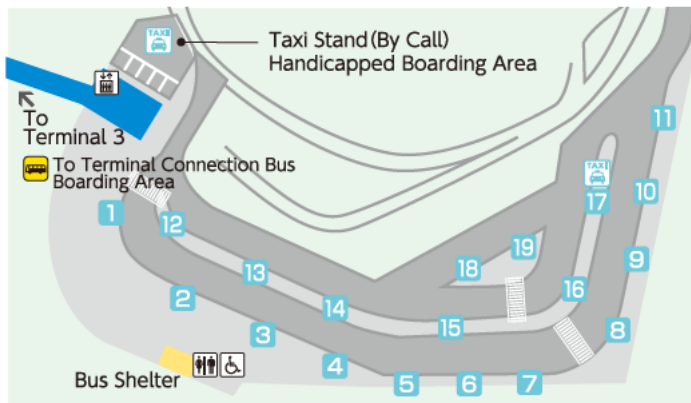






## Bus or Taxi

The vehicle boarding area and Terminal 3 are connected through a passageway, but the farthest boarding area is at a distance of 350m. Please allow enough time for transfer between terminals. **Please buy bus tickets at the GPA service counter 14 in Terminal 3.**



### Bus Stop Guide

The bus stations for buses departing from the Terminal are shown below.

1	Tokyo Sta./Ginza Sta./Shinonome/Rinkai Fukutoshin
2	Tokyo Sta./Ginza Sta.
3	Tokyo City Air Terminal (T-CAT/Nihonbashi/Hakozaki), Tokyo Sta., Hibiya/Ginza, Ikebukuro/Mejiro/Kudan, Shibuya/Futako-Tamagawa, Shiodome, Takeshiba/Rinkai Fukutoshin (Odaiba/Ariake)
4	Shinjuku, Akasaka/Roppongi, Shiba, Shinkiba/Toyosu/Kinshicho/Asakusa, Tachikawa/Akishima/Hajima
5	Ebisu/Shinagawa, Haneda Airport, Seiseki Sakura ga Oka Sta./Keio Tama Center Sta./Minami Osawa Sta., Chofu Sta., Hachioji, Yokohama/Yokohama City Air Terminal (Y-CAT)/Minatomirai
6	Koiva Sta./Ichinoe Sta./Kasai Sta., Shin-Urayasu/Tokyo Disney Resort/Maihama, Chiba Chuo Sta./Inagekaigan Sta./Makuhari Shin-Toshin, Kashiwa/Matsudo, Saitama Prf./Yashio Sta./Soka Sta./Shin-Koshigaya Sta., Asakadal Sta./Shiki Sta./Fujimino Sta.), Shin-Yokohama, Nagano Prf., Miyagi Prf.
7	Kisarazu Sta., Saitama Prf./Saitama Shin-Toshin Sta./Omiya Sta., Wako-shi Sta./Higashi Tokorozawa Sta./Tokorozawa Sta., Kawagoe Sta./Sakado Sta.), Shizuoka Prf., Yamanashi Prf.
8	Ibaraki Prf./Tsuchiura/Tsukuba/Ushiku/Shin-Tone, Hitachi/Katsuta/Mito/Hokota), Tochigi Prf./Utsunomiya/Yanagida/Kanuma, Kiryu/Ashikaga/Sano), Gunma Prf./Maebashi/Kamesato/Takasaki/Fujioka, Ota/Oizumi/Tatebayashi), Fukushima Prf.
9	Kichijoji Sta., Tama Plaza Sta./Shin-Yurigaoka Sta., Hon-Atsugi Sta./Hiratsuka, Fujisawa Sta./Tsujido Sta./Chigasaki Sta., Nakayama Sta./Center-Minami Sta., Sagami/Ono/Machida/Hashimoto Sta.
10 11	Hotels Near Narita Airport
12-19	For disembarking only 17 Taxi drop-off only

### Contact for Buses and Taxis

Contact	Phone Number (Opening Hours)
Keisei Bus (Fuji Kyuko, Shizutetsu Just Line)	047-470-6071 (6:00~23:00) Tokyo shuttle line and line bound for Chigasaki station 043-433-3800 (6:00~23:00) Other routes
Chiba Kotsu	0476-22-0783 (6:00~23:00)
Narita Kuko Kotsu	0476-35-2321 (6:00~23:00)
Airport Limousine Bus	03-3665-7220 (daily 9:00~19:00) (Sat./Sun./Hols. 9:00~18:00)
Heiwa Kotsu	043-256-5111 (9:00~17:00)
Narita International Airport Taxi Steering Committee	0476-34-8755 (daily 9:00~17:00) 0476-32-9516 (daily 6:00~9:00 17:00~22:00) (Sat./Sun./Hols. 6:00~22:00)



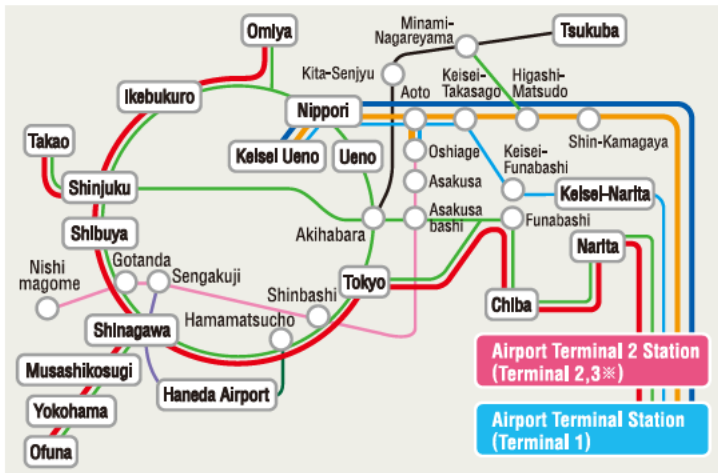
## Rail



Narita Airport Access Guide

- Times for taking the train or bus are a rough approximation, and they do not include time required for transfers.
- Please allow plenty of time for travel to or from the airport as delays can occur due to weather conditions.
- Your terminal at Narita Airport will depend on the airline you are traveling with. Please confirm the location of your airline before you arrive at the airport.
- For information about the airline companies please look at the front cover.

- Search for the connection that matches your flight!
- The schedule and service information for every station at the airport.



※ It takes approximately 15 minutes to travel between Airport Terminal 2 Station and Terminal 3 on foot and 10-15 minutes (travelling time) by the Terminal Connection Bus (free).

Skyliner	Access Express	Keisei Main Line
Narita Express	JR Line	Tokyo Monorail
Toei Asakusa Line	Keiikyuu Line	TSUKUBA EXPRESS

### Nippori

Skyliner	36 min
Access Express	50 min
Keisei Main Line	67 min

### Tokyo

Via Skyliner (※1)	47 min
Narita Express	56 min

### Shinjuku

Via Skyliner (※1)	56 min
Narita Express	80 min

### Shibuya

Via Skyliner (※1)	63 min
Narita Express	75 min

### Chiba

JR Line	36 min
---------	--------

### Yokohama

Via Skyliner (※1)	75 min
Narita Express	89 min

### Ueno

Skyliner	41 min
Access Express	54 min
Keisei Main Line	71 min

### Ikebukuro

Via Skyliner (※1)	48 min
Narita Express	87 min

### Shinagawa

Via Skyliner (※1)	58 min
Narita Express	67 min

### Haneda Airport

Via Skyliner (※1)	66 min
Via Narita Express (※2)	74 min

### Omiya

Via Skyliner (※1)	67 min
Narita Express	111 min

### Tsukuba

Via Access Express (※3)	62 min
-------------------------	--------

※1 For transfers to the Skyliner at Nippori Station. ※2 For transfers to the Narita Express at Tokyo Station. ※3 For transfers to the Access Express at Higashi-Matsudo Station.